

SRI SHIRIDI SAI VAITHEESWARAN KOIL

Project Report



PROPOSED BY

MARWANN CHARITABLE TRUST

Voluntary Organization (Non-Government & Non Profit Organization)

Govt Reg No : 190/BK4 2016

NITI Aayog NGO Darban Unique Id: TN/2019/0223928, 80G (5)(i)(a), U/S.12A,
U/S.12AA(1)(b), U/S.10(23C), 10 (23C)(vi)(vii), 34 (1), 51 (2), ...etc

 : marwanncharitabletrust2001@gmail.com  : www.marwanncharitabletrust.org

Head Office : Bahadur Sha Masjid Valagam, No:8, First Floor, Arni Road, Sainathapuram,
Vellore - 632 001, Tamilnadu, India. Ph:0416 - 2261961, Cell : 7418741961, 80723 30156.



Marwann Charitable Trust

Voluntary Organization (Non-Government & Non Profit Organization)
Govt Reg No / 190 /BH4 2016

NOTI Aayog NDD Darban Unique ID: TN/2019/0223926, 800 (S) (M), U/S 12A,
U/S 12AA (1) (M), U/S 18 (2) (1) (M) (2) (M) (1) (M), 24 (1), 51 (2), etc

Head Office : Bahadur Sha Masjid Valagam, No:8, First Floor,
Arni Road, Samathapuram, Vellore - 632 001, Tamilnadu, India

www.marwanncharitabletrust2001@gmail.com | www.marwanncharitabletrust.org

Samuga Sastra

Dr.S.ALLAHUDEEN

FOUNDER CUM PRESIDENT

74187 41961

90723 30156


0416 - 2261961

SRI SHIRIDI SAI VAITHEESWARAN KOIL

Why Sri Shiridi Sai Vaitheeswaran Koil :

The Board of Trustee of M/s. Marwann Charitable Trust believes that the almighty is the first doctor & savior of the world. So, The board of Trustee has been decided to construct a temple in the premises of M/s. Marwann Multi- Specialty Hospital to provide the direct grace from almighty and cosmic energy from the space to cure the deceases for the patients in the hospital and provide a new hope them.

" WE BELIVE THAT THERE IS NOTHING IMPOSSIBLE TO THE GOD "



1

Office : Bahadur Sha Masjid Valagam, No:8, First Floor, Arni Road, Samathapuram, Vellore - 632 001, Tamilnadu, India.

For MARWANN CHARITABLE TRUST

S. Akhade

Managing Director





Marwann Charitable Trust

Voluntary Organization (Non-Government & Non Profit Organization)
Govt Reg No : 190 /BK4 2016

NETI Aayog NGO Darban Unique Id: TN/20180223928, 800 (SH)S, U/S 12A,
U/S 28A(1)(B), U/S 10(23C), 10 (23D)(vii)(ia), 34 (1), 51 (2), etc

Head Office : Bahadur She Masjid Valagam, No:8, First Floor,
Arni Road, Sainathapuram, Vellore -632 001, Tamilnadu, India

www.marwanncharitabletrust2001@gmail.com www.marwanncharitabletrust.org

Samaga Saxtha

Dr.S.ALLAHUDEEN

FOUNDER CUM PRESIDENT

74187 41961

80723 30156

0416 -2261961

ABOUT LORD VAITHEESWARAN :

Shiva is worshipped as Vaidyanathar or Vaitheeswaran meaning the "God of healing" and it is believed that prayers to Vaitheeswaran can cure diseases.

Vaitheeswaran is a Tamil derivative from vaidya (Doctor) and Ishvara (God/Master). The presiding deity is Sri vaidyanathan, facing towards West whereas East side is the common one. He is the God of Healing. When pronouncing in Tamil, it sounds like "vaideeswaran"



ABOUT SHIRDI SAI BABA:

Sai Baba of Shirdi, also known as Shirdi Sai Baba, was an Indian spiritual master who is regarded by his devotees as a saint and a fakir. He is revered by both his Hindu and Muslim devotees during, as well as after his life time.

According to accounts from his life, he preached the importance of realization of the self and criticized love towards perishable things. His teachings concentrate on a moral code of love, forgiveness, helping others, charity, contentment, inner peace and devotion to the God and guru.



He stressed the importance of surrender to the true Satguru, who, having trod the path to divine consciousness, will lead the disciple through the jungle of spiritual training.

Sai Baba also condemned distinction based on religion or caste. It remains unclear if he was a Muslim or a Hindu. This, however, was of no consequence to Sai Baba. His teachings combined elements of Hinduism and Islam: he gave the Hindu name Dwarakamayai

For MARWANN CHARITABLE TRUST

Managing Director



Marwann Charitable Trust

Voluntary Organization (Non-Government & Non Profit Organization)
Govt Reg No : 190 /BK4 2016

NITI Aayog NPO Darban Unique Id: TN/2018/0223928, 604 (B)(1)(a), U/S-12A,
U/S-12AA(1)(b), U/S-10(23C), 10 (23C)(vi)(vii), 34 (1) - 51 (2), ...etc

Head Office : Bahadur Sha Masjid Valagam, No:8, First Floor,
Arni Road, Sainathapuram, Vellore -632 001, Tamilnadu, India

✉ : marwanncharitabletrust2001@gmail.com 🌐 : www.marwanncharitabletrust.org

Samuga Saatha

Dr.S.ALLAHUDEEN

FOUNDER CUM PRESIDENT

📞 74187 41961

📞 30723 30156

📞 0416 -2261961

to the mosque in which he lived, practised both Hindu and Muslim rituals, taught using words and figures that drew from both traditions and took samadhi in Shirdi. One of his well-known epigrams, Allah Malik (God is King) and Sabka Malik Ek (Everyone's Master is One), is associated with both Hinduism and Islam. He is also known to have said Look to me, and I shall look to you and Allah tera bhala karega. He was said to be an incarnation of Dattatreya.

Thus Sai Baba denotes holy father, saintly father or (venerable) poor old man.

Some of Sai Baba's disciples became famous as spiritual figures and saints, such as Mahalsapati, a priest of the Khandoba temple in Shirdi and Upasni Maharaj. He was revered by other saints as well, such as Saint Bidkar Maharaj, Saint Gagangiri Maharaj, Saint Janakidas Maharaj and Sati Godavari Mataji. Sai Baba referred to several saints as 'my brothers', especially the disciples of Swami Samartha of Akkalkot.

Sai Baba returned to Shirdi in 1858. He appeared at the Khandoba Mandir in Shirdi. The temple priest, Mahalsapati, upon seeing him for the very first time, welcomed him by saying 'Aao, Sai!' ('Come Sai'). From then on, He was known by the name (Sai Baba).

PADUKAS OF SAI BABA :

People coming to his abode were so taken aback to see Hindus, Muslims, and others living together so peacefully that in many instances it changed their entire lives and belief systems.

MIRACLES :

Sai Baba's disciples and devotees claim that he performed many miracles such as bilocation, levitation, mindreading, materialisation, exorcisms, entering a state of Samādhi at will, lighting lamps with water, removing his limbs or intestines and sticking them back to his body (khandana yoga), curing the incurably sick, appearing

3

Head Office : Bahadur Sha Masjid Valagam, No:8, First Floor, Arni Road, Sainathapuram, Vellore -632 001, Tamilnadu, India.

For MARWANN CHARITABLE TRUST

Managing Director



Marwann Charitable Trust

Voluntary Organization (Non Government & Non Profit Organization)
Govt Reg No : 190 /BK4 2016

Samuga Saatha

Dr. S. ALLAHUDEEN

FOUNDER CUM PRESIDENT

MFI Aayog 800 Darshan Licence No: 10/2019/0225020, 900 (BKM), UD 12A,
UD 12AA (TR), UD 1022C, 10 (23C) (V/V), 24 (1), 24 (2), ... etc

Head Office : Bahadur Sha Masjid Valagam, No.8, First Floor,
Arni Road, Samathapuram, Vellare - 632 001, Tamilnadu, India

74187 41961 80723 30156

marwanncharitabletrust2001@gmail.com www.marwanncharitabletrust.org 0416 - 2261961

This Novel scheme which provided to needy Weaker section parents free-of-cost has been established with a corpus fund of over Rs.100 Crore & Annual Revenue Expenditure of Rs 200 Crores.

BLOOD DONATION CAMP:

M/s. Marwann Charitable Trust sorted out general blood gift camps amid the time of 2019-2020. These camps are sorted out basically in Hosur city. Each one camp could ready to gather 20-30 containers of blood and gave over to the healing facility power for the utilization of poor.

This year the focus of the day is on valuing the blood donation to the needy which not only saves life but also helps, both, the donor and recipient to live a longer and more productive life.

Donation of blood is like servicing one's own system as it helps the body form new blood more often and so making the donor more robust the advancements in the field of machinery, instrument and technology has made if possible for the doctors to separate various components of blood. We can save many blood components separately at different temperatures and can use them for multiple purposes for more than one person at a time the blood contains four different components including, red blood cells (RBCs), white blood cells (WBCs), platelets and plasma. Another advantage of separation of the blood components last much longer when stored than the blood. As all these components have a different shelf life and ideal storage temperatures and it is preferred to store these components separately than storing whole blood.

EDUCATION PROGRAMME:

M/s. Marwann Charitable Trust is planned to Construct educational institutions from "Nursary to +2" and provide the poor and needy children at free of cost. This Programme also consists of free

- School uniform distribution,
- Middy- Meals
- Separate Residential Accommodation to Girls & Boys.

Apart from the above school M/s. Marwann Charitable Trust has taken initiative

For MARWANN CHARITABLE TRUST

Managing Director



Marwann Charitable Trust

Voluntary Organization (Non-Government & Non-Profit Organization)
Govt Reg No: 190/BK4 2016

Samuga Sastha

Dr.S.ALLAHUDEEN

FOUNDER CUM PRESIDENT

Head Office : Bahadur Sha Masjid Valagam, No:8, First Floor,
Arni Road, Sainathapuram, Vellore -632 001, Tamilnadu, India

74187 41961

30723 30156

marwanncharitabletrust2001@gmail.com

www.marwanncharitabletrust.org

0416 -2261961

to conduct the SKILL DEVELOPMENT PROGRAMMES & TRAINING PROGRAMS TO YOUTH & ADULTS. These extraordinary camps loped on centered interview with group fro better and beneficial training. Destination was to persuade and become enthusiasm for expert and advanced education among rustic group. The system underscored on young lady kid instruction as a method for strengthening. The association led the system covering the Entire Tamilnadu.

SHG FORMATION AND INCOME GENERATION PROGRAMME:

M/s.Mawann Charitable Trust is trying following its genesis to create human assets for differentiated financially reasonable salary era opportunities in provincial territories made by new market requests. M/s.Mawann Charitable Trust executed 10 preparation program on overall examined wage era exercise. M/s.Mawann Charitable Trust framed 25 Self Help Groups till date routinely offering them limit building preparing program alongside inputs on gathering undertaking advancement. The point of the association is to fortify bunches into a typical stage to get to different formative data through a solitary window. Need built trainings in light of sex and other subjective parts of SHGs are consistent exercises of M/s.Mawann Charitable Trust.

CANCER AWARENESS & CHECK-UP CAMP ADVOCACY ON DEVELOPMENT FOR MARGINALIZED PEOPLE.

M/s. Mawann Charitable Trust accepts that this is the obligation of the legislature and the common society to give square with circumstance and make space for minimized individuals in the present improvement skeleton. We likewise organizes tumor awareness camp in tribal territories. We gives free meds and apples and oranges to the poor patients M/s. Mawann Charitable Trust. is upholding for participatory advancement of the country with equivalent stake of all segment of the general public in forming improvement projects, its arranging, execution and in apportioning offer of improvement to different financial stratum of society. Around 16 such promotion workshops / camps composed amid the years 2018 and 2019.

6

Head Office : Bahadur Sha Masjid Valagam, No:8, First Floor, Arni Road, Sainathapuram, Vellore -632 001, Tamilnadu, India.

For MARWANN CHARITABLE TRUST

Managing Director

SRI SHIRIDI SAI VAITHEESWARAN KOIL
Run By : MARWANN CHARITABLE TRUST
NO 8, 1 FLOOR, BAHADUR SHA MASLIID VALAGRAM
ARNI ROAD, SAINTHAPURAM, VELLORE 632 001


PROJECT COST

SRI SHIRIDI SAI VAITHEESWARAN KOIL

	<u>Rs. In Lacs</u>
Land	3000.00
Building	12000.00
Plant & Machinery	100.00
Furniture & Fittings	750.00
	<hr/>
	15850.00

Means of Finance

Donation Received from various Country	15850.00
	<hr/>
	15850.00

For MARWANN CHARITABLE TRUST

Managing Director



SRI SHIRIDI SAI VAITHEESWARAN KOIL
Run By : **MARWANN CHARITABLE TRUST**
NO.8, I FLOOR, BAHADUR SHA MASIJID VALAGAM
ARNI ROAD, SAINTHAPURAM, VELLORE 632 001

Depreciation Statement

	Plant / Mach.	Furniture & Electrical Fittings	Total
	15%	10%	
Cost	100.00	750.00	850.00
I year	15.00	75.00	90.00
	85.00	675.00	760.00
II Year	12.75	67.50	80.25
	72.25	607.50	679.75
III Year	10.84	60.75	71.59
	61.41	546.75	608.16
IV Year	9.21	54.68	63.89
	52.20	492.08	544.28
V Year	7.83	49.21	57.04
	44.37	442.87	487.24
VI Year	6.66	44.29	50.94
	37.71	398.58	436.30
VII Year	5.66	39.86	45.52
	32.06	358.72	390.78

For MARWANN CHARITABLE TRUST



Managing Director

SRI SHIRIDI SAI VAITHEESWARAN KOIL
Run By : MARWANN CHARITABLE TRUST
NO.8, I FLOOR, BAHADUR SHA MASIJID VALAGAM
ARNI ROAD, SAINTHAPURAM, VELLORE 632 001

Profitability statement for 7years

INCOME	I	II	III	IV	V	VI	VII
CAPACITY OF UTILIZATION	65%	70%	75%	80%	85%	90%	90%
Part of Donation Receipts	0.00	0.00	0.00	0.00	0.00	0.00	0.00
	0.00	0.00	0.00	0.00	0.00	0.00	0.00
COST OF PRODUCTION							
Food Supply	192.00	206.77	221.54	236.31	251.08	265.85	265.85
Direct Labour & Wages	0.00	0.00	0.00	0.00	0.00	0.00	0.00
Power & Fuel	0.00	0.00	0.00	0.00	0.00	0.00	0.00
Consumables	0.00	0.00	0.00	0.00	0.00	0.00	0.00
Other Manufacturing expen.	0.00	0.00	0.00	0.00	0.00	0.00	0.00
Repairs & Maintenance	1.00	1.08	1.15	1.23	1.31	1.38	1.38
Depreciation	90.00	80.25	71.59	63.89	57.04	50.94	45.52
	283.00	288.10	294.28	301.43	309.42	318.17	312.75
Gross profit	-283.00	-288.10	-294.28	-301.43	-309.42	-318.17	-312.75
Term Loan - Interest	0.00	0.00	0.00	0.00	0.00	0.00	0.00
Cash Credit - Interest	0.00	0.00	0.00	0.00	0.00	0.00	0.00
Admn., Selling & General exp.	0.00	0.00	0.00	0.00	0.00	0.00	0.00
	0.00	0.00	0.00	0.00	0.00	0.00	0.00
Profit before taxation	-283.00	-288.10	-294.28	-301.43	-309.42	-318.17	-312.75
Provision for taxation							
NET PROFIT	-283.00	-288.10	-294.28	-301.43	-309.42	-318.17	-312.75
Depreciation added back	90.00	80.25	71.59	63.89	57.04	50.94	45.52
Net Cash Accruals	-193.00	-207.85	-222.69	-237.54	-252.38	-267.23	-267.23
Loan Repayments	0.00	0.00	0.00	0.00	0.00	0.00	0.00
Interest	0.00	0.00	0.00	0.00	0.00	0.00	0.00
	0.00	0.00	0.00	0.00	0.00	0.00	0.00
DSCR	#DIV/0!	#DIV/0!	#DIV/0!	#DIV/0!	#DIV/0!	#DIV/0!	#DIV/0!
Average DSCR	#DIV/0!	#DIV/0!	#DIV/0!	#DIV/0!	#DIV/0!	#DIV/0!	#DIV/0!

For MARWANN CHARITABLE TRUST

S. Alkhalaf


Managing Director

SRI SHIRIDI SAI VAITHEESWARAN KOIL
Run By : MARWANN CHARITABLE TRUST
NO.8, I FLOOR, BAHADUR SHA MASIJID VALAGAM
ARNI ROAD, SAINTHAPURAM, VELLORE 632 001

Cash Flow Statement for 7 years

	Rs. In lakhs						
	I	II	III	IV	V	VI	VII
<u>SOURCES OF FUNDS</u>							
Net Profit	-283.00	-288.10	-294.28	-301.43	-309.42	-318.17	-312.75
Depreciation	90.00	80.25	71.59	63.89	57.04	50.94	45.52
Equity	0.00						
Donations	15850.00						
Working Capital	0.00						
Decrease in Current Assets							
Total of Sources	15657.00	-207.85	-222.69	-237.54	-252.38	-267.23	-267.23
<u>APPLICATION OF FUNDS</u>							
Land	3000.00						
Building	12000.00						
Increase in Capital Exped.	750.00						
Plant & Machinery	100.00						
Deposits	5.00	5.00	6.00	7.00	8.00	9.00	10.00
Increase in Current Assets	53.00	58.00	62.00	66.00	68.00	73.00	72.00
Repayment	0.00	0.00	0.00	0.00	0.00	0.00	0.00
Drawings	0.00	0.00	0.00	0.00	0.00	0.00	0.00
Total Application	15908.00	63.00	68.00	73.00	76.00	82.00	82.00
Opening cash	0.00	-251.00	-521.85	-812.54	-1123.08	-1451.46	-1800.69
Surplus	-251.00	-270.85	-290.69	-310.54	-328.38	-349.23	-349.23
Closing Cash	-251.00	-521.85	-812.54	-1123.08	-1451.46	-1800.69	-2149.92

For MARWANN CHARITABLE TRUST



Managing Director

SRI SHIRIDI SAI VAITHEESWARAN KOIL
Run By : MARWANN CHARITABLE TRUST
NO 8, I FLOOR, BAHADUR SHA MASIJID VALAGAM
ARNI ROAD, SAINTHAPURAM, VELLORE 632 001

PROJECTED BALANCE SHEET FOR 7 YEARS

Rs. In Lacs

LIABILITIES	I	II	III	IV	V	VI	VII
Share Capital	0.00	0.00	0.00	0.00	0.00	0.00	0.00
Reserve & Surplus	-283.00	-571.10	-865.38	-1166.80	-1476.22	-1794.40	-2107.14
Term Loan	15850.00	15850.00	15850.00	15850.00	15850.00	15850.00	15850.00
Cash Credit	0.00	0.00	0.00	0.00	0.00	0.00	0.00
TOTAL LIABILITIES	15567.00	15278.90	14984.62	14683.20	14373.78	14055.60	13742.86
ASSETS							
Gross Block	15850.00	15760.00	15679.75	15608.16	15544.28	15487.24	15436.30
Less Dep.	90.00	80.25	71.59	63.89	57.04	50.94	45.52
Net Block	15760.00	15679.75	15608.16	15544.28	15487.24	15436.30	15390.78
Deposits	5.00	10.00	16.00	23.00	31.00	40.00	50.00
Current Assets	53.00	111.00	173.00	239.00	307.00	380.00	452.00
Cash at Bank	-251.00	-521.85	-812.54	-1123.08	-1451.46	-1800.69	-2149.92
TOTAL ASSETS	15567.00	15278.90	14984.62	14683.20	14373.78	14055.60	13742.86
	0.00	0.00	0.00	0.00	0.00	0.00	0.00

For MARWANN CHARITABLE TRUST

S. Alkhalid

Managing Director

FORM B : OPERATING STATEMENT

Sheet 2


Branch

Name of the Unit

SRI SHIRIDI SAI VAITHEESWARAN KOIL

Particulars	I	II	III	IV	V	VI	VII
	Est	Proj	Proj	Proj	Proj	Proj	Proj
	I	II	III	IV	V	VI	VII
GROSS SALES							
i) Domestic sales	278.85	300.30	321.75	343.20	364.65	386.10	386.10
ii) Export Sales	-	-	-	-	-	-	-
iii) Other income	-	-	-	-	-	-	-
Total	278.85	300.30	321.75	343.20	364.65	386.10	386.10
Less excise duty							
Deduct other items (Sales Tax)							
Net sales (item 1 - item 2)	278.85	300.30	321.75	343.20	364.65	386.10	386.10
% age rise (+) or fall (-) in net sales compared to previous year (annualised)	-	7.69	7.14	6.67	6.25	5.88	-
Cost of Sales							
i) Raw materials (including stores and other items used in the process of manufacture)	192.00	206.77	221.54	236.31	251.08	265.85	265.85
(a) imported							
(b) Indigenous		-	-	-	-	-	-
ii) Other spares	-	-	-	-	-	-	-
(a) Imported							
(b) Indigenous							
iii) Power and fuel	4.32	4.65	4.88	5.13	5.39	5.65	5.94
iv) Direct labour	15.12	16.28	17.45	18.61	19.77	20.94	20.94
(Factory wages & salary)							
v) Other mfg Expenses	0.60	0.65	0.69	0.74	0.78	0.83	0.83
vi) Depreciation	90.00	80.25	71.59	63.89	57.04	50.94	45.52
vii) SUB TOTAL (I TO VI)	302.04	308.60	316.15	324.67	334.06	344.21	339.07
viii) ADD: Opening stocks-in-Process)	-	-	-	-	-	-	-
Sub-total	302.04	308.60	316.15	324.67	334.06	344.21	339.07

For MARWANN CHARITABLE TRUST



Managing Director

Form II : Sheet 2		I	II	III	IV	V	VI	VII
Particulars		Est.	Proj.	Proj.	Proj.	Proj.	Proj.	Proj.
(ix)	Deduct : Closing stocks-in-process	-	-	-	-	-	-	-
x)	Cost of Production	302.04	308.60	316.15	324.67	334.06	344.21	339.07
(xi)	Add : Opening stock of finished goods	-	-	-	-	-	-	-
	SUB-TOTAL	302.04	308.60	316.15	324.67	334.06	344.21	339.07
(xii)	Deduct closing stock of finished goods	-	-	-	-	-	-	-
(xiii)	SUB-TOTAL (Total cost of Sales)	302.04	308.60	316.15	324.67	334.06	344.21	339.07
	Selling general and administrative expenses	3.92	4.22	4.52	4.82	5.13	5.43	5.43
	SUB-TOTAL (5+6)	305.96	312.82	320.67	329.50	339.18	349.64	344.49
	Operating profit before interest (3-7)	(27.11)	(12.52)	1.08	13.70	25.47	36.46	41.61
	Working Capital Interest	-	-	-	-	-	-	-
	Term Loan Interest	-	-	-	-	-	-	-
	Total Interest	-	-	-	-	-	-	-
	Operating profit after interest (8-9)	(27.11)	(12.52)	1.08	13.70	25.47	36.46	41.61
(i)	Add other non-operating income							
(a)	Income from Fixed Deposits	-	-	-	-	-	-	-
(b)	Prior period adjustments (Excise Duty)	-	-	-	-	-	-	-
(c)	Duty Draw Back	-	-	-	-	-	-	-
(d)	Scrap sales & other Misc. Receipts	-	-	-	-	-	-	-
	Sub-total (income)	-	-	-	-	-	-	-
(ii)	Deduct other non-operating expenses							
(a)	P&P expense including all book entries written off	-	-	-	-	-	-	-
(b)	Prior period adjustments (Excise Duty)	-	-	-	-	-	-	-
(c)	Pre Opeative Expenses	-	-	-	-	-	-	-
(d)		-	-	-	-	-	-	-
	Sub-total (expenses)	-	-	-	-	-	-	-
(iii)	Net of other non-operating income/expenses	-	-	-	-	-	-	-
	Profit before tax/loss[10+11(iii)]	(27.11)	(12.52)	1.08	13.70	25.47	36.46	41.61
	Provision for taxes	-	-	-	-	-	-	-
	Prior Years Adjustment(if any)#							
	Reserve for DTL							
	Net profit/loss for the year (12-13)	(27.11)	(12.52)	1.08	13.70	25.47	36.46	41.61
(a)	Equity dividend paid-amt (Already paid+ B.S. provision)	-	-	-	-	-	-	-
(b)	Dividend Tax Including Surcharge							
(c)	Dividend Rate							
(d)	Transfer to General Reserve							
	Retained profit (14-15)	(27.11)	(12.52)	1.08	13.70	25.47	36.46	41.61
	Retained profit/Net profit (% age)	100.00	100.00	100.00	100.00	100.00	100.00	100.00

(-)ve for expense/provisions and (+) ve for gains

For MARVIN CHARITABLE TRUST

S. Mahalingam

Managing Director

LIABILITIES STATEMENT

FORM III

Sheet 1

AS PER BALANCE SHEET AS AT 31st MARCH

Branch

0

Name of the Unit

SRI SHIRIDI SAI VAITHEESWARAN KOIL

LIABILITIES	I	II	III	IV	V	VI	VII
	Est.	Proj.	Proj.	Proj.	Proj.	Proj.	Proj.
	I	II	III	IV	V	VI	VII
CURRENT LIABILITIES							
Short-term borrowings from banks(including bills purchased, discounted & excess borrowing placed on repayment basis)							
(i.) From applicant banks	-	-	-	-	-	-	-
(ii.) From other banks							
(iii) Of which BP & BD							
SUB TOTAL	-	-	-	-	-	-	-
Short term borrowings from others							
Sundry Creditors (Trade)	-	-	-	-	-	-	-
Advance payments from customers/deposits from dealers							
Provision for taxes							
Dividend payable							
Other statutory liabilities (due within one year) (IFST)							
Deposits/instalments of term loans/DPGs/Debentures,etc. (due within one year)	-	-	-	-	-	-	-
Other current liabilities & provisions(due within 1 Yr)							
Other current liabilities							
Creditors for capital goods							
SUB-TOTAL (B)	-	-	-	-	-	-	-
TOTAL CURRENT LIABILITIES	-	-	-	-	-	-	-
TERM LIABILITIES	As on 31st March						
11 Debentures (not maturing within one year)							
12 Preference shares (redeemable after one year)	15,850.00	15,850.00	15,850.00	15,850.00	15,850.00	15,850.00	15,850.00
13 Term loans(excluding instalment) payable within one year)							
14 Sales Tax Deferred Credits (excluding instalments due within one year)							
15 Bridge Loan	-	-	-	-	-	-	-
16 Other Term Liabilities (loans from Directors/Relatives/sister concern							
17 TOTAL TERM LIABILITIES	15,850.00	15,850.00	15,850.00	15,850.00	15,850.00	15,850.00	15,850.00
18 TOTAL OUTSIDE LIABILITIES	15,850.00	15,850.00	15,850.00	15,850.00	15,850.00	15,850.00	15,850.00
NET WORTH							
19 Ordinary share capital	-	-	-	-	-	-	-
20 Capital reserve	(29.91)	(45.45)	(47.60)	(37.34)	(15.54)	17.05	54.78
21 Partners Fund	-	-	-	-	-	-	-
22 Revaluation Reserve - MFPI Subs.	-	-	-	-	-	-	-
23 Quasi Capital [Unsecured Loan from Shareholders & Friends]	-	-	-	-	-	-	0.00
24 Surplus (+) or deficit (-) in Profit & Loss Account							
24a Deferred Tax Liability (DTL)							
25 NET WORTH	(29.91)	(45.45)	(47.60)	(37.34)	(15.54)	17.05	54.78
26 TOTAL LIABILITIES	15,820.09	15,804.55	15,802.40	15,812.66	15,834.46	15,867.05	15,904.78

(0.00)

For MARWANN CHARITABLE TRUST

S. Alahaddu

Managing Director

Branch

0

Name of the Unit

SRI SHIRIDI SAI VAITHEESWARAN KOIL

	ASSETS	I	II	III	IV	V	VI	VII
		Est	Proj	Proj	Proj	Proj	Proj	Proj
		I	II	III	IV	V	VI	VII
27	Cash and bank balances	2.09	3.80	5.24	6.38	9.22	10.75	12.00
	Fixed Deposits with Banks	5.00	10.00	16.00	23.00	31.00	40.00	50.00
28	(i) Receivables other than deferred & exports (include bills purchased and discounted by Banks)	53.00	111.00	173.00	239.00	307.00	380.00	452.00
	(ii) Export receivables(include bills purchased and discounted by banks)							
29	Instalments of deferred receivables(due with in one yr.)							
30	Inventory:							
	(i)Raw materials(including stores & other items used in the process of manufacture)							
	(a) Imported							
	(b) Indigenous							
	(ii) Stock-In-Process							
	(iii) Finished goods							
	(iv) Other Consumable Spares							
	(a) Imported							
	(b) Indigenous							
	Advance to suppliers of raw materials & stores and spares							
	Advance payment of taxes							
	Other Current assets							
	Income tax for earlier years							
	Interest accrued on Fixed Deposits							
	Other Current assets (Specify major items)							
	TOTAL CURRENT ASSETS	60.09	124.80	194.24	268.38	347.22	430.75	514.00
	FIXED ASSETS							
35	Gross Block(Land & Building machinery, work-in-process)	15,850.00	15,760.00	15,679.75	15,608.16	15,544.28	15,487.24	15,436.30
36	Depreciation to date	90.00	80.25	71.59	63.89	57.04	50.94	45.52
37	NET BLOCK	15,760.00	15,679.75	15,608.16	15,544.28	15,487.24	15,436.30	15,390.78
	OTHER NON-CURRENT ASSETS							
38	Investment/bookdebts/advances/ deposits which are not current assets							
	(i) a) Investment in subsidiary Co./affiliates							
	b) Other Investments							
	(ii) Advances to suppliers of capital goods & contractors							
	(iii)Deferred receivables (maturity exceeding one year)							
	(iv)Others (a) Debtors> 6 months (b) Security Deposits © Project Surplus							
39	Non-consumables stores & spares							
40	Other non-current assets including dues from Directors							
41	TOTAL OTHER NON-CURR. ASSETS	-	-	-	-	-	-	-
42	Intangible assets (patents, goodwill, prelim expenses, bad/ doubtful exp not provided for etc)							
43	TOTAL ASSETS(34+37+41+42)	15,820.09	15,804.55	15,802.40	15,812.66	15,834.46	15,867.05	15,904.78

For MARIWANN CHARITABLE TRUST

S. Mahabhar

Managing Director

Branch


0

Name of the Unit

SRI SHIRIDI SAI VAITHEESWARAN KOIL

YEAR	I	II	III	IV	V	VI	VII
If ASSETS are equal to LIABILITIES	Y	Y	Y	Y	Y	Y	Y
<i>Balance Sheet Total ASSETS</i>	15820.09	15804.55	15802.40	15812.66	15834.46	15867.05	15904.78
<i>Balance Sheet Total LIABILITIES</i>	15820.09	15804.55	15802.40	15812.66	15834.46	15867.05	15904.78
<i>Diff Assets- liabilities</i>	0.00	0.00	0.00	0.00	0.00	0.00	0.00
Is Balance Sheet Depreciation Equal to OP-Stmt. Depreciation	Y	Y	Y	Y	Y	Y	Y
<i>Balance Sheet Depreciation</i>	90.00	80.25	71.59	63.89	57.04	50.94	45.52
<i>Operating profit depreciation</i>	90.00	80.25	71.59	63.89	57.04	50.94	45.52
<i>Diff</i>	0.00	0.00	0.00	0.00	0.00	0.00	0.00
Prod* = Net Sales+Increase in FG & SIP	278.85	300.30	321.75	343.20	364.65	386.10	386.10
(* Prod = Production at sales value)							
<i>RM/ Prod. (%)</i>	68.85	68.85	68.85	68.85	68.85	68.85	68.85
<i>Spares/Prod. Sales (%)</i>	0.00	0.00	0.00	0.00	0.00	0.00	0.00
<i>Power & Fuel/ Prod. Sales(%)</i>	1.55	1.55	1.52	1.49	1.48	1.46	1.54
<i>Labour/ Prod. (%)</i>	5.42	5.42	5.42	5.42	5.42	5.42	5.42
<i>Other Mfg Exp./ Prod.(%)</i>	0.22	0.22	0.22	0.22	0.22	0.22	0.22
<i>(Cost of Prod.-Dep.)/(Net Sales+Inc. in SIP stock) (%)</i>	76.04	76.04	76.01	75.99	75.97	75.96	76.03
<i>(Cost Of sales-Dep.)/ Net Sale (%)</i>	76.04	76.04	76.01	75.99	75.97	75.96	76.03
PBDIT	62.89	67.73	72.67	77.59	82.50	87.41	87.12
<i>Selling+General Exp/Net Sales %</i>	1.41	1.41	1.41	1.41	1.41	1.41	1.41
Is FAs Additions>TLs raised	Y	Y	Y	Y	Y	Y	Y
<i>Increase in FA</i>	15850.00	-90.00	-80.25	-71.59	-63.89	-57.04	-50.94
<i>TL disbursed</i>	0.00	0.00	0.00	0.00	0.00	0.00	0.00
<i>Differennce</i>	15850.00	-90.00	-80.25	-71.59	-63.89	-57.04	-50.94
If Cash Accrual>TL Installment	Y	Y	Y	Y	Y	Y	Y
<i>Cash Accrual</i>	62.89	67.73	72.67	77.59	82.50	87.41	87.12
<i>TL installment</i>	0.00	0.00	0.00	0.00	0.00	0.00	0.00
<i>Diff</i>	62.89	67.73	72.67	77.59	82.50	87.41	87.12
<i>Net DSCR</i>	#DIV/0!	#DIV/0!	#DIV/0!	#DIV/0!	#DIV/0!	#DIV/0!	#DIV/0!
PROFIT AFTER TAX	-27.11	-12.52	1.08	13.70	25.47	36.46	41.61
<i>Dividend</i>	0.00	0.00	0.00	0.00	0.00	0.00	0.00
PBDIT	62.89	67.73	72.67	77.59	82.50	87.41	87.12

For MARWANN CHARITABLE TRUST



Managing Director

PERFORMANCE AND FINANCIAL INDICATORS

Branch

0

Name of the Unit

SRI SHIRIDI SAI VAJTHEESWARAN KOIL

Particulars	I	II	III	IV	V	VI	VII
	Est.	Proj.	Proj.	Proj.	Proj.	Proj.	Proj.
Domestic Sales(Gross)	278.85	300.30	321.75	343.20	364.65	386.10	407.55
Export Sales	0.00	0.00	0.00	0.00	0.00	0.00	0.00
Net Sales	278.85	300.30	321.75	343.20	364.65	386.10	407.55
% rise/fall (-) in net sales	0	7.69	7.14	6.67	6.20	5.73	5.26
Operating Profit	-27.11	-12.52	1.08	13.70	25.47	36.44	47.41
Profit Before tax	-27.11	-12.52	1.08	13.70	25.47	36.44	47.41
PBT/ Sales (%)	-9.72	-4.17	0.33	3.99	6.98	9.44	11.78
Profit After Tax	-27.11	-12.52	1.08	13.70	25.47	36.44	47.41
Cash Accrual	62.89	67.73	72.67	77.59	82.50	87.41	92.32
Paid Up Capital	0.00	0.00	0.00	0.00	0.00	0.00	0.00
TNW	-29.91	-45.45	-47.60	-37.94	-15.54	17.95	54.78
Adjusted TNW	-29.91	-45.45	-47.60	-37.94	-15.54	17.95	54.78
TOL/TNW (times)	-529.92	-348.75	-332.98	-424.44	-1020.09	929.73	289.33
Adjusted TOL/TNW	-529.92	-348.75	-332.98	-424.44	-1020.09	929.73	289.33
NWC	60.09	124.80	164.24	268.98	347.22	435.75	514.50
Current Ratio	#DIV/0!	#DIV/0!	#DIV/0!	#DIV/0!	#DIV/0!	#DIV/0!	#DIV/0!

Other Ratios

Operating Cost/ sales %	109.72	104.17	99.67	96.01	93.02	90.56	89.22
Net Sales /TTA (times)	0.02	0.02	0.02	0.02	0.02	0.02	0.02
PBDIT	62.89	67.73	72.67	77.59	82.50	87.41	92.32

EFFICIENCY RATIOS

Particular	I	II	III	IV	V	VI	VII
	Est.	Proj.	Proj.	Proj.	Proj.	Proj.	Proj.
Net Sales/ Total Tangible Assets (times)	0.02	0.02	0.02	0.02	0.02	0.02	0.02
PBT/ Total Tangible Assets (%)	-0.17	-0.08	0.01	0.09	0.16	0.23	0.29
Operating Cost to sales (%)	109.72	104.17	99.67	96.01	93.02	90.56	89.22
Bank Finance/ Ct. Assets (%)	0.00	0.00	0.00	0.00	0.00	0.00	0.00
Inventory+ Receivables to net Sales (days)	69.37	134.92	196.25	254.18	307.29	359.23	427.30
PBDIT	62.89	67.73	72.67	77.59	82.50	87.41	92.32

RISK RATING RELATED RATIOS

Current Ratio	#DIV/0!	#DIV/0!	#DIV/0!	#DIV/0!	#DIV/0!	#DIV/0!	#DIV/0!
TOL/TNW (times)	-529.92	-348.75	-332.98	-424.44	-1020.09	929.73	289.33
PBDIT/Interest (times)	#DIV/0!	#DIV/0!	#DIV/0!	#DIV/0!	#DIV/0!	#DIV/0!	#DIV/0!
PAT/Net Sales (%)	-9.72	-4.17	0.33	3.99	6.98	9.44	11.78
ROCE (%) (PBDIT/TA)	0.40	0.43	0.45	0.49	0.52	0.55	0.55
INV+REC./Sales (days)	69	135	196	254	307	359	427

Historical Comparison

Input

	I	II	III	IV	V	VI	VII
Current Ratio	#DIV/0!	#DIV/0!	#DIV/0!	#DIV/0!	#DIV/0!	#DIV/0!	#DIV/0!
TOL/TNW	-529.92	-348.75	-332.98	-424.44	-1020.09	929.73	289.33
PBDIT/INTT							
PAT/NET SALES	-9.72	-4.17	0.33	3.99	6.98	9.44	11.78
ROCE%							
INV.+REC./SALES (DAYS)	69	135	196	254	307	359	427

For MARIYAN CHARITABLE TRUST

S. Mahalingam

Managing Director

ABF ASSESSMENT

Branch


0
SRI SHIRIDI SAI VAITHEESWARAN KOIL

Name of the Unit

	I	II	III	IV	V	VI	VII
Particulars	Est.	Proj.	Proj.	Proj.	Proj.	Proj.	Proj.
Total CA	60.09	124.80	194.24	268.38	347.22	430.75	514.00
Other CL(Except Bank Borr.)	0.00	0.00	0.00	0.00	0.00	0.00	0.00
Working Capital Gap	60.09	124.80	194.24	268.38	347.22	430.75	514.00
Net Working Capital (Act./Proj)	60.09	124.80	194.24	268.38	347.22	430.75	514.00
Assessed Bank Finance	0.00	0.00	0.00	0.00	0.00	0.00	0.00
NWC to TCA (%)	100.00	100.00	100.00	100.00	100.00	100.00	100.00
Bank Finance to TCA %	0.00	0.00	0.00	0.00	0.00	0.00	0.00
S. Cr. To TCA (%)	0.00	0.00	0.00	0.00	0.00	0.00	0.00
Other CL to TCA (%)	0.00	0.00	0.00	0.00	0.00	0.00	0.00
Inv. To Net sales (days)	0.00	0.00	0.00	0.00	0.00	0.00	0.00
Rec. to gross sales (days)	69.37	134.92	196.25	254.18	307.29	359.23	427.30
S. Cr. To purchases (days)	0.00	0.00	0.00	0.00	0.00	0.00	0.00

Particulars	I	II	III	IV	V	VI	VII
	Est.	Proj.	Proj.	Proj.	Proj.	Proj.	Proj.
NWC to TCA (%)	100.00	100.00	100.00	100.00	100.00	100.00	100.00
Bank Finance to TCA %	0.00	0.00	0.00	0.00	0.00	0.00	0.00
Other CL to TCA (%)	0.00	0.00	0.00	0.00	0.00	0.00	0.00

For MARWANN CHARITABLE TRUST


Managing Director

FUND FLOW (DETAILED)

Branch

0

Name of the Unit

SRI SHIRIDI SAI VAITHEESWARAN KOIL

1	Particulars	I	II	III	IV	V	VI	VII
		Est.	Proj.	Proj.	Proj.	Proj.	Proj.	Proj.
SOURCES								
a	Net Profit (After Tax)	-29.91	0.00	1.08	13.70	25.47	36.46	41.61
b	Depreciation	90.00	-9.75	-8.65	-7.70	-6.85	-6.10	-5.43
c	Increase in Capital/Reserves	-29.91	-45.45	0.00	0.00	0.00	0.00	0.00
d	Increase in TL. Incl public deposits	0.00	0.00	0.00	0.00	0.00	0.00	0.00
e	Decrease in							
	i) Fixed Assets	0.00	90.00	80.25	71.59	63.89	57.04	50.94
	ii) Other Non Current Assets	0.00	0.00	0.00	0.00	0.00	0.00	0.00
f	Others	0.00	42.43	0.00	0.00	0.00	0.00	0.00
g	Total	30.18	77.23	72.67	77.59	82.50	87.41	87.12
2 USES								
a	Net Loss	27.11	12.52	0.00	0.00	0.00	0.00	0.00
b	Dec in Term Liab. incl. Pub Dep	0.00	0.00	0.00	0.00	0.00	0.00	0.00
c	Increase in							
	i) Fixed Assets	15850.00	0.00	0.00	0.00	0.00	0.00	0.00
	ii) Other Non current assets	0.00	0.00	0.00	0.00	0.00	0.00	0.00
d	Dividend Payment	0.00	0.00	0.00	0.00	0.00	0.00	0.00
e	Others	0.00	0.00	3.23	3.45	3.66	3.88	3.87
f	Total	15877.11	12.52	3.23	3.45	3.66	3.88	3.87

FUNDS FLOW STATEMENT

(Summary)

Particulars	I	II	III	IV	V	VI	VII
	Est.	Proj.	Proj.	Proj.	Proj.	Proj.	Proj.
i Long Term Surplus/Deficit	-15846.93	64.71	69.43	74.14	78.84	83.53	83.25
ii Increase/decrease in Curr. Assts.	60.09	64.71	69.43	74.14	78.84	83.53	83.25
iii Inc/Dec. in CL other than BB	0.00	0.00	0.00	0.00	0.00	0.00	0.00
iv Inc/Dec. in WC Gap	60.09	64.71	69.43	74.14	78.84	83.53	83.25
v Net Surplus (+) Deficit (-)	-15907.02	0.00	0.00	0.00	0.00	0.00	0.00
vi Inc/Dec. in Bank Borrowings	0.00	0.00	0.00	0.00	0.00	0.00	0.00

FUNDS FLOW STATEMENT

Particulars	I	II	III	IV	V	VI	VII
	Est.	Proj.	Proj.	Proj.	Proj.	Proj.	Proj.
Long Term Sources	30.18	77.23	72.67	77.59	82.50	87.41	87.12
Long Term Uses	15877.11	12.52	3.23	3.45	3.66	3.88	3.87
Surplus/Deficit	-15846.93	64.71	69.43	74.14	78.84	83.53	83.25

Movement of TNW (Corporate)

Particulars	I	II	III	IV	V	VI	VII
	Est.	Proj.	Proj.	Proj.	Proj.	Proj.	Proj.
Opening balance	0.00	-57.02	-114.99	-113.91	-100.21	-74.74	-38.28
1 Add.							
i Profit/(-) Loss after Tax	-27.11	-12.52	1.08	13.70	25.47	36.46	41.61
ii Increase in Capital	0.00	-45.45	0.00	0.00	0.00	0.00	0.00
iii Dec./(-) Inc. in Intangible Assets	0.00	0.00	0.00	0.00	0.00	0.00	0.00
iv Inc./(-) \ Dec. in Reserves	-29.91	0.00	0.00	0.00	0.00	0.00	-3.87
v. Adjust prior year expenses	0.00	0.00	0.00	0.00	0.00	0.00	0.00
2 Less							
Div Paid(Incl Div. Tax)/ Withdrawals	0.00	0.00	0.00	0.00	0.00	0.00	0.00
TNW	-57.02	-114.99	-113.91	-100.21	-74.74	-38.28	-0.54

Movement of TNW (Non Corporate)

Particulars	I	II	III	IV	V	VI	VII
	Est.	Proj.	Proj.	Proj.	Proj.	Proj.	Proj.
Opening balance	0.00	-29.91	-75.36	-78.59	-82.03	-85.70	-89.57
Increase in Capital #	-27.11	0.00	0.00	0.00	0.00	0.00	0.00
Dec./(-) Inc. in Intangible Assets	0.00	0.00	0.00	0.00	0.00	0.00	0.00
Dec./(-) Inc. in Reserves	-2.80	-45.45	-3.23	-3.45	-3.66	-3.88	-3.87
Closing Balance	-29.91	-75.36	-78.59	-82.03	-85.70	-89.57	-93.45

Net of Increase in capital+Net profit for the Year- Withdrawals

For **MAKWANN CHARITABLE TRUST**

S. Alkhalaf

Managing Director

Sensitivity Analysis

Branch

Name of the Unit

SRI SHIRIDI SAI VAITHEESWARAN KOIL

Decrease in sales by 5.00%

#REF!

Particulars	I	II	III	IV	V	VI	VII	Total
Net Sales	278.85	300.30	321.75	343.20	364.65	386.10	386.10	2380.95
Term Loan Interest	-	-	-	-	-	-	-	0.00
Decrease in sales	278.85	285.29	305.66	326.04	346.42	366.80	366.80	2275.85
Difference	0.00	15.02	16.09	17.16	18.23	19.31	19.31	105.11
Cash Accrual	60.09	64.71	69.43	74.14	78.84	83.53	83.25	514.00
Adj Cash Accrual	60.09	49.70	53.35	56.98	60.61	64.22	63.94	408.89
T.L.Repayment	0.00	0.00	0.00	0.00	0.00	0.00	0.00	0.00
Net DSCR	#DIV/0!	#DIV/0!	#DIV/0!	#DIV/0!	#DIV/0!	#DIV/0!	#DIV/0!	#DIV/0!
Gross DSCR	#DIV/0!	#DIV/0!	#DIV/0!	#DIV/0!	#DIV/0!	#DIV/0!	#DIV/0!	#DIV/0!

Increase in RM cost by 5.00%

Particulars	I	II	III	IV	V	VI	VII	Total
Net Sales	278.85	300.30	321.75	343.20	364.65	386.10	386.10	2380.95
R.M.Cost	192.00	206.77	221.54	236.31	251.08	265.85	265.85	1639.38
RM cost increase	192.00	217.11	232.62	248.12	263.63	279.14	279.14	1711.75
Difference	0.00	10.34	11.08	11.82	12.55	13.29	13.29	72.37
Cash Accruals	60.09	64.71	69.43	74.14	78.84	83.53	83.25	514.00
Adj Cash Accrual	60.09	54.37	58.36	62.33	66.29	70.24	69.95	441.63
T.L.Repayment	0.00	0.00	0.00	0.00	0.00	0.42	0.42	0.84
Net DSCR	#DIV/0!	#DIV/0!	#DIV/0!	#DIV/0!	#DIV/0!	167.23	166.56	525.75
Gross DSCR	#DIV/0!	#DIV/0!	#DIV/0!	#DIV/0!	#DIV/0!	167.23	166.56	525.75

Break Even Point

BREAK EVEN	RM COST INCREASE BY 5.00%		Year Proj. 2010-2011		% increase in RM Cost	
	Total	VC%	FC%	VC Amt	VC Amt	
Sales	300.30					
Raw Material	206.77	100	0	206.77	217.11	
Spare and consumables	0.00	75	25	0.00	0.00	
Power and Fuel	4.65	85	15	3.95	3.95	
Direct Labour	16.28	75	25	12.21	12.21	
Other Manufacturing Expenses	0.65	50	50	0.32	0.32	
Depreciation	80.25	0	100	0.00	0.00	
Selling General & Admn Expen	4.22	75	25	3.17	3.17	
Interest - WC	0.00	100	0	0.00	0.00	
Interest - Term Loan	0.00		100	0.00	0.00	
Others				100	0.00	0.00
Difference in stock	0.00	100		0.00	0.00	
Total	312.82			226.43	236.76	
Contribution				73.87	63.54	
Fixed Cost				86.40	86.40	
Break Even sales				351.20	408.35	
Break Even Sales (%)				116.95%	135.98%	
Cash Break Even				24.99	29.05	
Cash Break Even (%)				8.32%	9.67%	

IF DECREASE IN SALES 15.00%

Contribution	285.29
Fixed Cost	58.86
Variable Cost	86.40
Break Even sales	226.43
Break Even Sales (%)	418.75
Cash Break Even	146.78%
Cash Break Even (%)	29.79
	10.44%

For MARWANN CHARITABLE TRUST

S. A. Mohideen

Managing Director